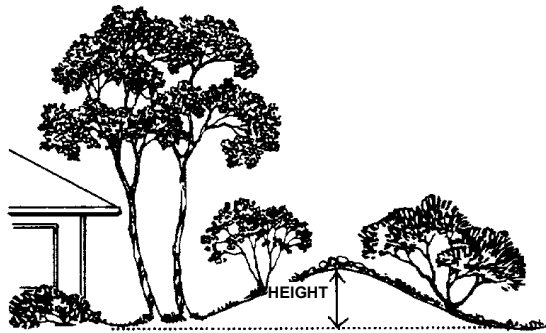
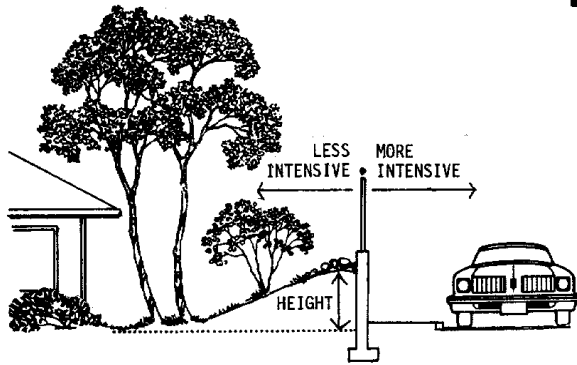


411-7 Structures



**BERM**



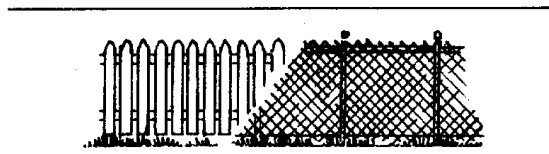
SYMBOL	HEIGHT	MATERIAL
<b>B-1</b>	4'	EARTHEN
<b>B-2</b>	5'	EARTHEN
<b>B-3</b>	6'	EARTHEN



**BERM & WALL**

SYMBOL	HEIGHT
<b>BW-1</b>	4' BERM W/ 6' WALL (S-4)
<b>BW-2</b>	5' BERM W/ 7' WALL (S-4)
<b>BW-3</b>	6' BERM W/ 8' WALL (S-4)

**FENCE**



SYMBOL	HEIGHT	MATERIAL
<b>S-1</b>	5'	WOOD/CYCLONE BARRIER FENCE
<b>S-2</b>	6'	SITE OBSCURING FENCE
<b>S-3</b>	6'	WALL OF: CEMENT BLOCK, ROCK, CONCRETE, BRICK, ETC.
<b>S-4</b>	8'	